



CHAPTER 2

ENAV'S PERFORMANCE IN 2017



CHAPTER 2

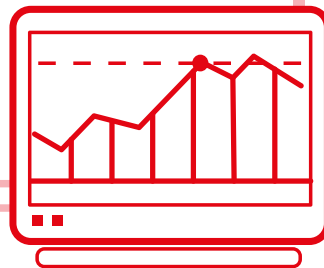

ENAV's performance in 2017

1.86 MILLION FLIGHTS
MANAGED
ANNUALLY



732,000 KM² OF MANAGED
AIR SPACE

45 CONTROL
TOWERS



4,181 EMPLOYEES

6,575 PEAK MANAGED
FLIGHTS IN A DAY
IN 2017

4 CONTROL
CENTRES



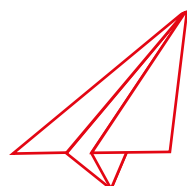
Financial Statement Data 2017



283,6

EBITDA

(+11.27% on 2016)



44



881.8

MILLION TURNOVER

(+1.9% on 2016)



101.5

MILLION PROFIT

(+32.9% on 2016)

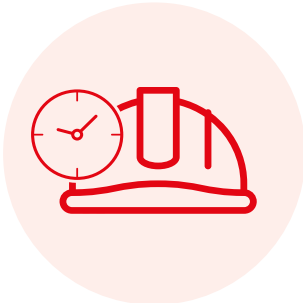
Community 2017



115.4€
MILLION
IN INVESTMENTS



MORE THAN 1,800
FLIGHT HOURS
OF FLIGHT INSPECTION
(more than 50% on foreign territory)




37,657
HOURS OF TECHNICAL
OPERATIONAL TRAINING



30,556
HOURS OF TECHNICAL
OPERATIONAL TRAINING
TO THIRD PARTIES



Environment 2017



95

MILLION KG LESS CO₂
AS A LOWER IMPACT GENERATED
BY THE FREE ROUTE PROJECT



72%

**OF THE SIGNIFICANT
FUNDING OBTAINED,
ASSESSED ON THE BASIS
OF THE SOCIAL AND
ENVIRONMENTAL IMPACTS**



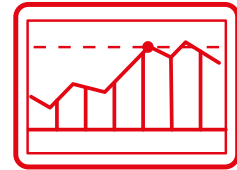
**"GREEN"
QUESTIONNAIRES
FOR
QUALIFICATIONS
AND CLASSES
OF PRODUCT
CATEGORIES**

People 2017



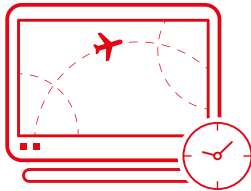
82,567

**HOURS OF CLASSROOM
TRAINING AND E-LEARNING**



3.7%

STAFF TURNOVER RATE



159,562

**HOURS OF CONTINUOUS TRAINING
AND OPERATIONAL UNIT TRAINING**



100%

**OF EMPLOYEES
ON PERMANENT CONTRACTS**

